



infotrak

Research & Consulting

Africa Centre
for Open Governance

AfriCOG CITIZEN PERCEPTION SURVEY 2016



**Africa Centre
for Open Governance**

The Research Background and Conceptual need



Survey objective



Survey Methodology



Survey findings



Benefits of the 2010 Constitution



Implementation of the 2010 Constitution



Public Participation

- Over the years, public opinions and perceptions have played a critical role in Kenya. Information from the public has been used to determine how citizens feel about policy issues, to identify needs, to monitor performance, to identify citizen budget priorities, to evaluate specific services and so on.
- In continuation of this effort, both AfriCOG and KPTJ commissioned Infotrak Research & Consulting to conduct a nationwide survey to assess public perceptions of select independent commissions, institutions and the three arms of government (namely the Legislature, Executive and the Judiciary) in the discharge of their duties with transparency, accountability and integrity.
- The survey also sought to ascertain public perceptions on key issues of public importance, in particular those that threaten constitutional and democratic rights.

The primary objective of this Citizen's perception survey was to gauge public opinion on current affairs issues that are of national importance. In particular this part of the survey sought to establish the following:

What Kenyans think are the associated benefits of the Constitution of Kenya 2010

Kenyans' satisfaction with the implementation of the Constitution of Kenya 2010

Citizens view on public participation in Governance Activities


Who Commissioned the study?	The poll was commissioned by Africa Centre for Open governance ;AfricOG and conducted by Infotrak Research and Consulting.
What did study consist of?	Study consisted of a poll which predominantly had structured questions and focus groups discussions with open ended questions.
When was the poll conducted?	The poll was conducted between 31 st May and 8 th June 2016
Where was the poll conducted	The poll was conducted nationwide covering all the former 8 provinces.All in all half of the counties; 25 were sampled from the 8 regions.
How was the data collected	The data was collected through face to face household interviews using CAPI; CAPI stands for computer assisted personal interviews.
What was the sample size n ?	A sample of 1500 respondents was interviewed to represent the estimated adult population of 23 million.
What was the margin of Error	-/+ 2.5 at 95% degree of confidence
How was the sample designed?	Using the 2009 National Population and Housing Census; the sample was designed using Population Proportionate to Size (PPS) which guided the regional and county distribution
What sampling method was used?	Multi staged purposive random sampling with the ward as the key administrative unit. Ensured that every person in the sampled area had an equal and known chance of being selected
How was data analysed?	Data processing & analysis was carried using IBM SPSS 21

Sample Distribution

REGION	% OF TOTAL SAMPLE	SAMPLE ALLOCATION	COUNTIES COVERED
COAST	9.0%	135	MOMBASA, KILIFI, TAITA TAVETA
NORTH EASTERN	5.0%	75	GARISSA
EASTERN	15.0%	225	MERU, EMBU, KITUI, MACHAKOS
CENTRAL	13.0%	195	NYERI, MURANGA, KIAMBU
RIFT VALLEY	24.0%	360	TRANS NZOIA, UASIN NGISHU, NAKURU, NAROK, KAJIADO, KERICHO
WESTERN	11.0%	165	KAKAMEGA, BUNGOMA, BUSIA
NYANZA	13.0%	195	KISUMU, HOMA BAY, KISII, NYAMIRA
NAIROBI	10.0%	150	ALL THE SUBCOUNTIES
TOTAL	100%	1500	25 COUNTIES

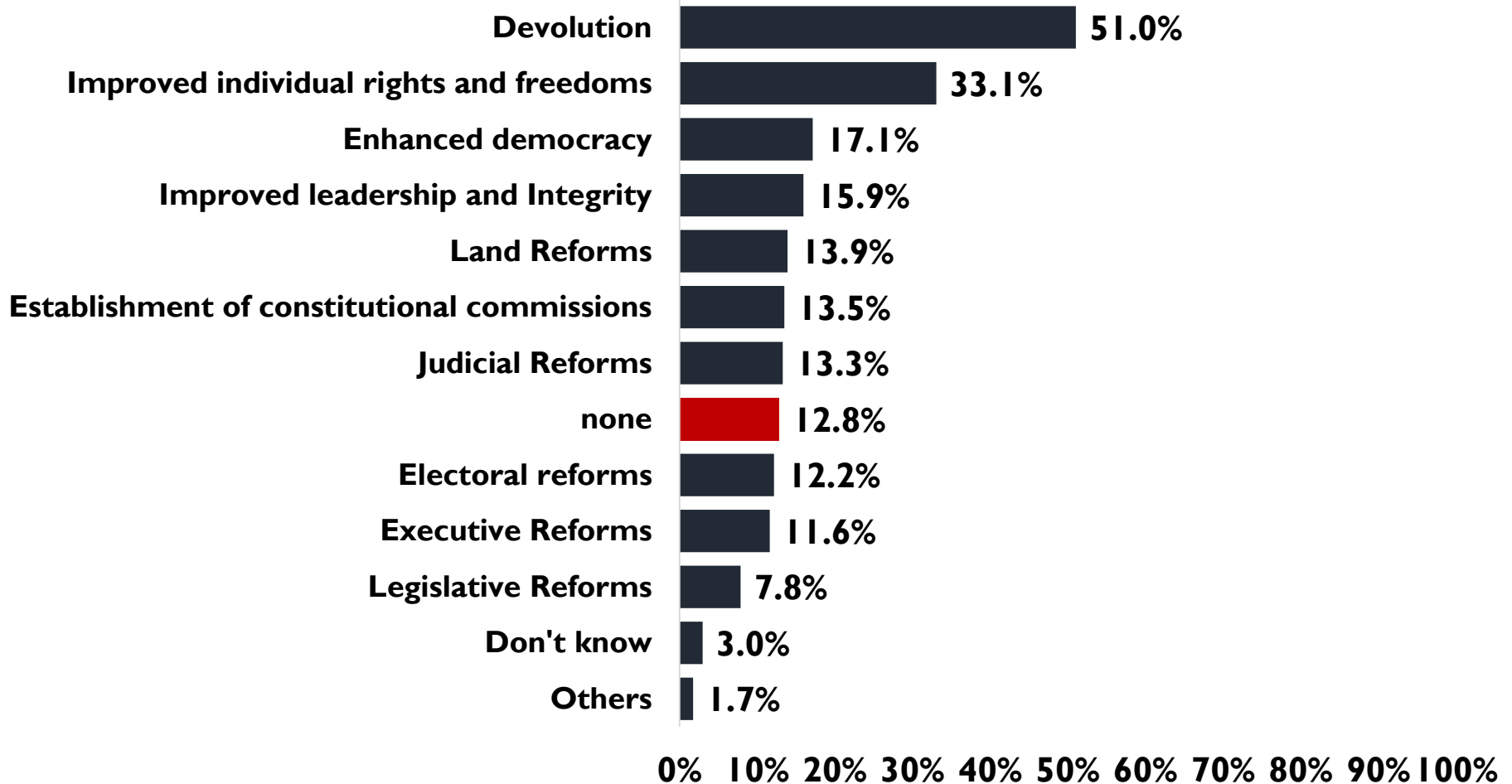


THE CONSTITUTION



THE CONSTITUTION

Benefits of the Constitution of Kenya 2010



What positive changes would you say the Constitution of Kenya 2010 has brought to your life?

Benefits of Devolution	COAST	NORTH EASTERN	EASTERN	CENTRAL	RIFT VALLEY	WESTERN	NYANZA	NAIROBI	Total
Devolution	39.1%	64.8%	62.2%	42.7%	50.3%	57.5%	54.2%	46.1%	51.0%
Improved individual rights and freedoms	37.7%	12.7%	30.4%	35.7%	31.7%	26.3%	51.0%	26.9%	33.1%
Enhanced democracy	20.3%	25.4%	14.3%	25.4%	18.1%	11.4%	8.9%	15.0%	17.1%
Improved leadership and Integrity	26.8%	28.2%	7.8%	30.3%	15.6%	12.0%	10.4%	8.4%	15.9%
Establishment of constitutional commissions	18.1%	39.4%	13.8%	25.4%	11.1%	8.4%	5.2%	4.2%	13.9%
Judicial Reforms	10.1%	18.3%	13.8%	18.9%	18.9%	8.4%	9.9%	3.0%	13.5%
Land Reforms	12.3%	8.5%	11.1%	18.9%	12.8%	18.6%	16.7%	3.6%	13.3%
none	18.1%	1.4%	4.6%	12.4%	12.2%	12.6%	18.8%	22.2%	12.8%
Executive Reforms	16.7%	19.7%	11.1%	16.8%	11.4%	9.6%	9.9%	6.6%	12.2%
Electoral reforms	20.3%	15.5%	12.9%	10.8%	11.7%	9.0%	12.5%	2.4%	11.6%
Legislative Reforms	7.2%	15.5%	5.5%	7.6%	11.7%	5.4%	4.2%	3.0%	7.8%
Don't know	2.9%	0.0%	3.7%	1.1%	2.2%	4.8%	1.0%	7.2%	3.0%
Others	0.0%	0.0%	.5%	3.8%	2.8%	2.4%	.5%	2.4%	1.7%

Majority of Kenyans;51% think that the biggest benefit from our current constitution is devolution

- **The 2010 constitution was overwhelmingly supported by majority of Kenyans because it promised devolution which was meant to translate to greater access to political power and resources by the common man.**
- **That slightly over half of Kenyans 51% think that devolution is the biggest benefit of the current constitution can be viewed both as a good and a bad thing.**
 - **As a good thing it reaffirms that the confidence that Kenyans had when ushering in the new constitution with devolution as perhaps one of the most pivotal pillars , has not lost its allure and importance**
 - **On the flip side, because devolution was the main hook for most Kenyans voting in a new constitution, it would be expected that an overwhelming majority of Kenyans would heavily associate devolution as the main benefit of the new constitution. However, the various challenges that have faced county governments since inception have led to disappointments and lowered expectations by a section of Kenyans. Many people had very high expectations of devolution and as such expected overnight revolutionary changes in their counties.**

Other than devolution the top two benefits that Kenyans associate with the 2010 constitution are: improved individual rights & freedoms and enhanced democracy

- Other than devolution the top two benefits that Kenyans associate with the current constitution are: improved individual rights & freedoms at 33% and enhanced democracy at 17%.
- Land reforms and Establishment of constitutional commissions were the fifth most important benefit associated with the current constitution as was mentioned by 14% of Kenyans respectively.
- This was followed by judicial reforms that was mentioned by 13% of Kenyans

Other key findings on Benefits of the new constitution

- **Finding 3:**

13% of Kenyans don't think that the current constitution has accrued any benefits. In their view, nothing changed for the better with the constitution 2010. These Kenyans have seen no marked improvement in their lives or in their environments since we ushered in the new constitution in 2010. In their view the country has maintained a status quo .

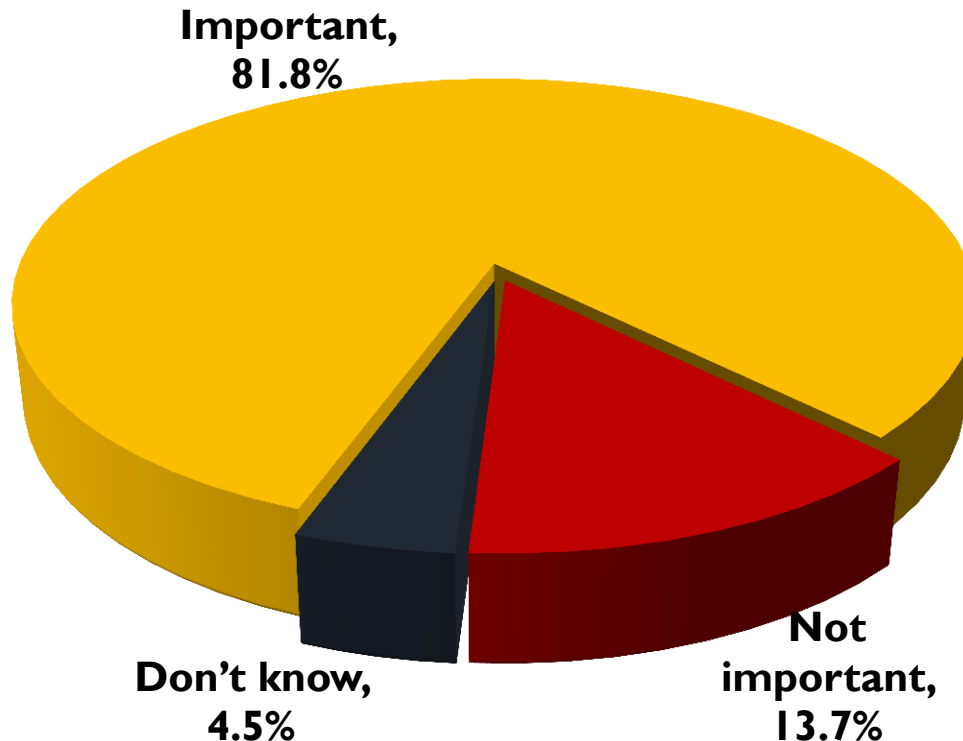
- **Finding 4:**

Only one in every ten Kenyans | 2% feel electoral reforms have been a benefit of the current constitution.

Finding 5:

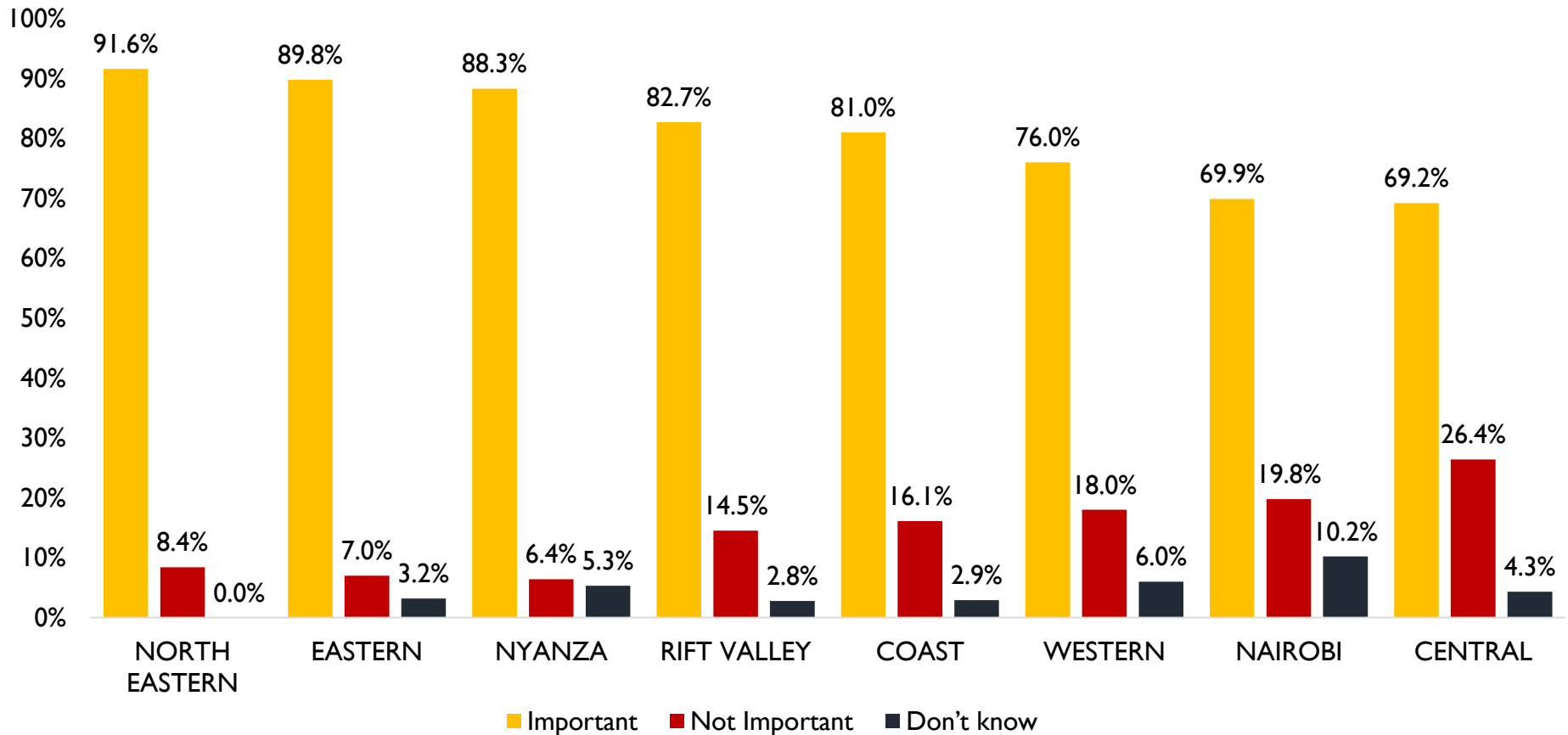
An overwhelming majority of Kenyans; 82% feel its that the implementation of the Constitution is currently important to them. Only 14% don't think implementing the constitution is important. Another 5% don't know whether its important to implement the constitution.

Importance of Implementing constitution



In your opinion, how important is the implementation of the Kenya Constitution to you currently?

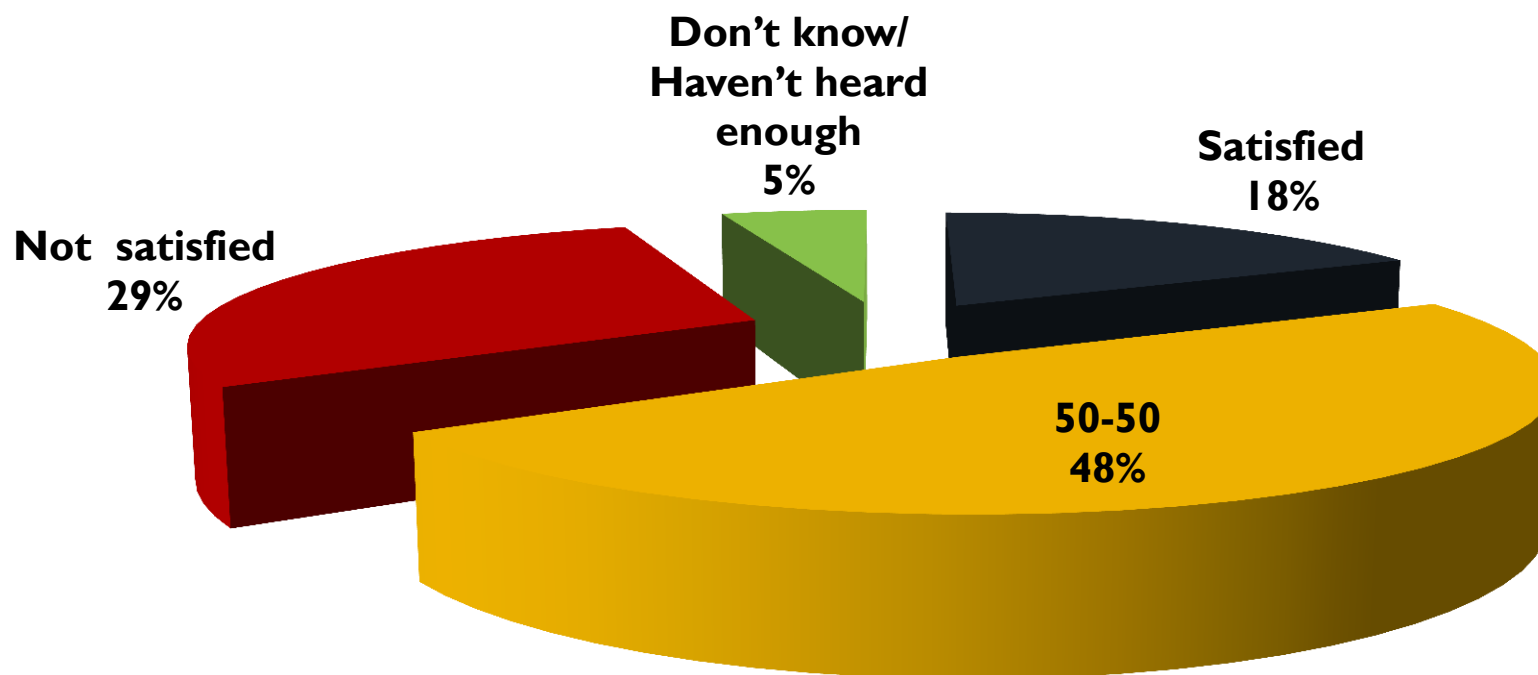
Importance of Constitution Implementation by Region



In your opinion, how important to you is the implementation of the Kenya Constitution for now?

While majority feel the implementation of the constitution is important to them, only 18% are satisfied with the implementation process. Nearly half of Kenyans are neither satisfied or dissatisfied with the implementation process; they are 50-50. Another 29% are clearly not satisfied with the constitution implementation

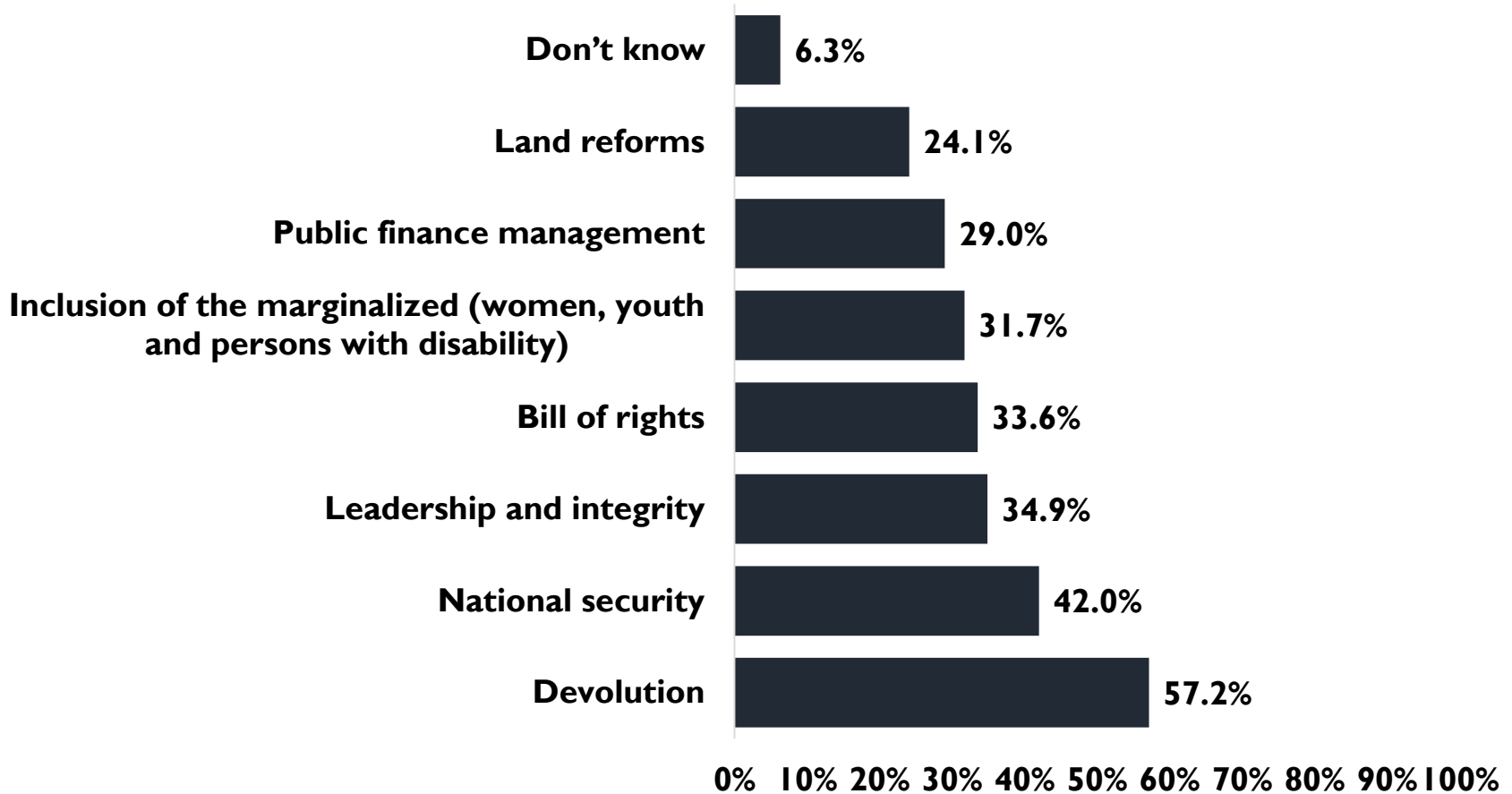
Satisfaction with Implementation process



Overall, how satisfied are you with the implementation of the new Constitution, or haven't you heard enough about it to say?

Satisfaction with implementation of Constitution	COAST	NORTH EASTERN	EASTERN	CENTRAL	RIFT VALLEY	WESTERN	NYANZA	NAIROBI	Total
Satisfied	8.7%	54.9%	12.0%	10.3%	18.1%	12.6%	35.4%	7.8%	17.6%
50-50	47.8%	40.8%	60.8%	55.7%	50.8%	40.7%	32.8%	44.3%	48.0%
Not satisfied	34.8%	2.8%	24.0%	28.6%	26.9%	45.5%	26.0%	36.5%	29.3%
Don't know/ Haven't heard enough	8.7%	1.4%	3.2%	5.4%	4.2%	1.2%	5.7%	11.4%	5.1%
Total	100.0%	100.0%	100.0%	100.0%	100.0%	100.0%	100.0%	100.0%	100.0%

Devolution at 57% , National security at 42% and Leadership & integrity at 35% are the three key priority areas that Kenyans feel the constitution implementation should focus on currently. Another 34% want the bill of rights treated as a priority in the constitution implementation while 32% want the inclusion of marginalized groups given priority.



Important areas in the implementation of Constitution of Kenya 2010

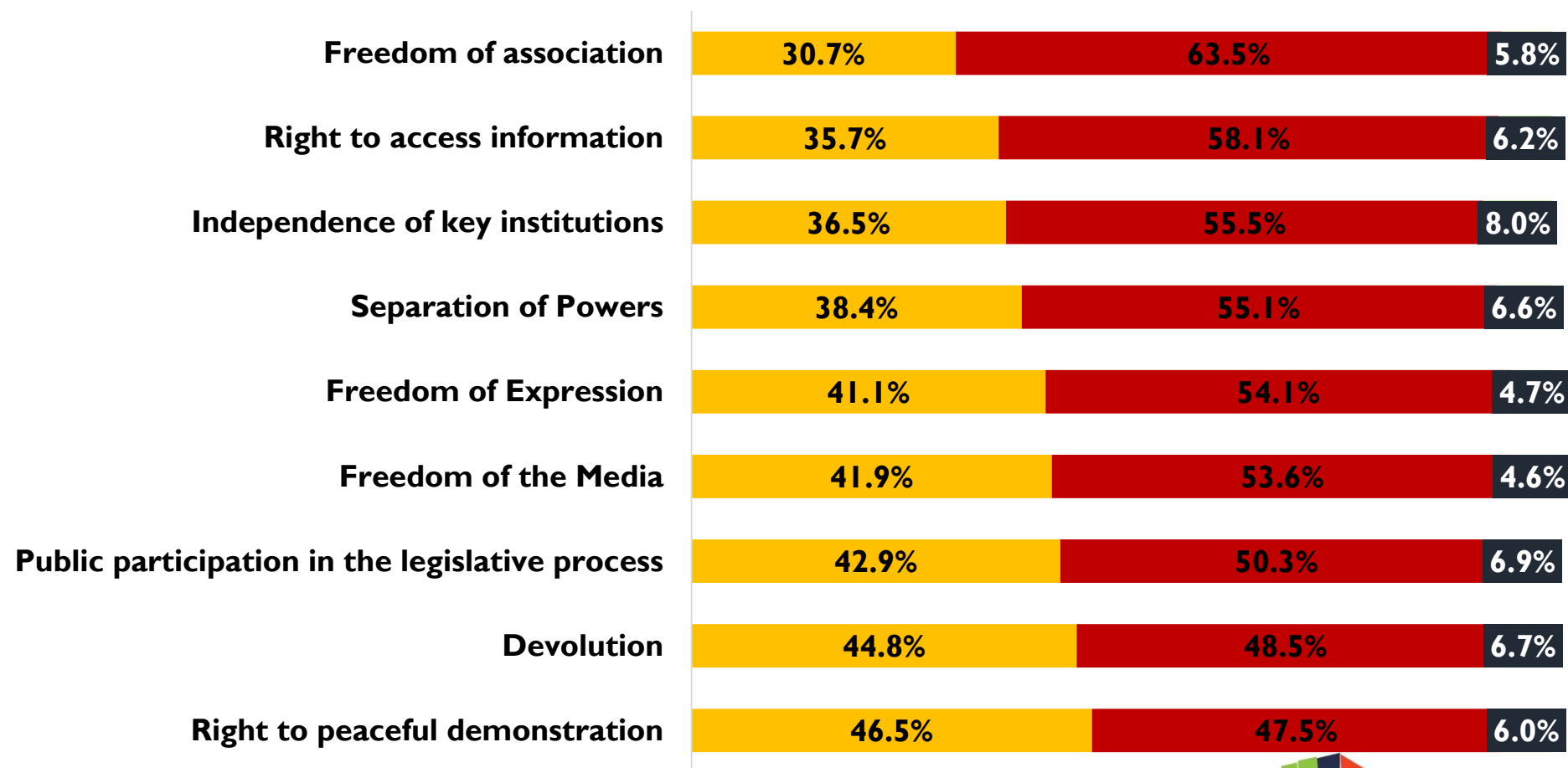
Regional Analysis

Benefits of Devolution	COAST	NORTH EASTERN	EASTERN	CENTRAL	RIFT VALLEY	WESTERN	NYANZA	NAIROBI	Total
Devolution	62.8%	47.9%	61.4%	39.9%	62.3%	72.7%	65.1%	37.2%	57.2%
National security	48.2%	57.7%	44.7%	36.1%	44.1%	31.5%	51.1%	28.0%	42.0%
Leadership and integrity	38.0%	39.4%	25.6%	49.2%	39.4%	33.3%	28.0%	25.6%	34.9%
Bill of rights	32.8%	8.5%	47.9%	18.0%	23.8%	38.2%	47.8%	45.1%	33.6%
Inclusion of the marginalized (women, youth and persons with disability)	27.7%	78.9%	35.8%	37.7%	31.9%	38.8%	6.5%	26.8%	31.7%
Public finance management	39.4%	53.5%	21.9%	53.6%	24.6%	10.9%	19.4%	26.8%	29.0%
Land reforms	22.6%	9.9%	21.4%	25.7%	23.2%	41.8%	23.7%	15.9%	24.9%
Don't know	4.4%	0.0%	4.2%	3.3%	7.0%	4.8%	9.1%	14.6%	6.3%

Finding 8:

Almost half of Kenyans feel that various important aspects of the constitution are under threat. These include: Right to peaceful demonstration at 47%, Devolution at 45%, public participation in legislative process at 43%, freedom of media at 42% and Freedom of expression at 41%.

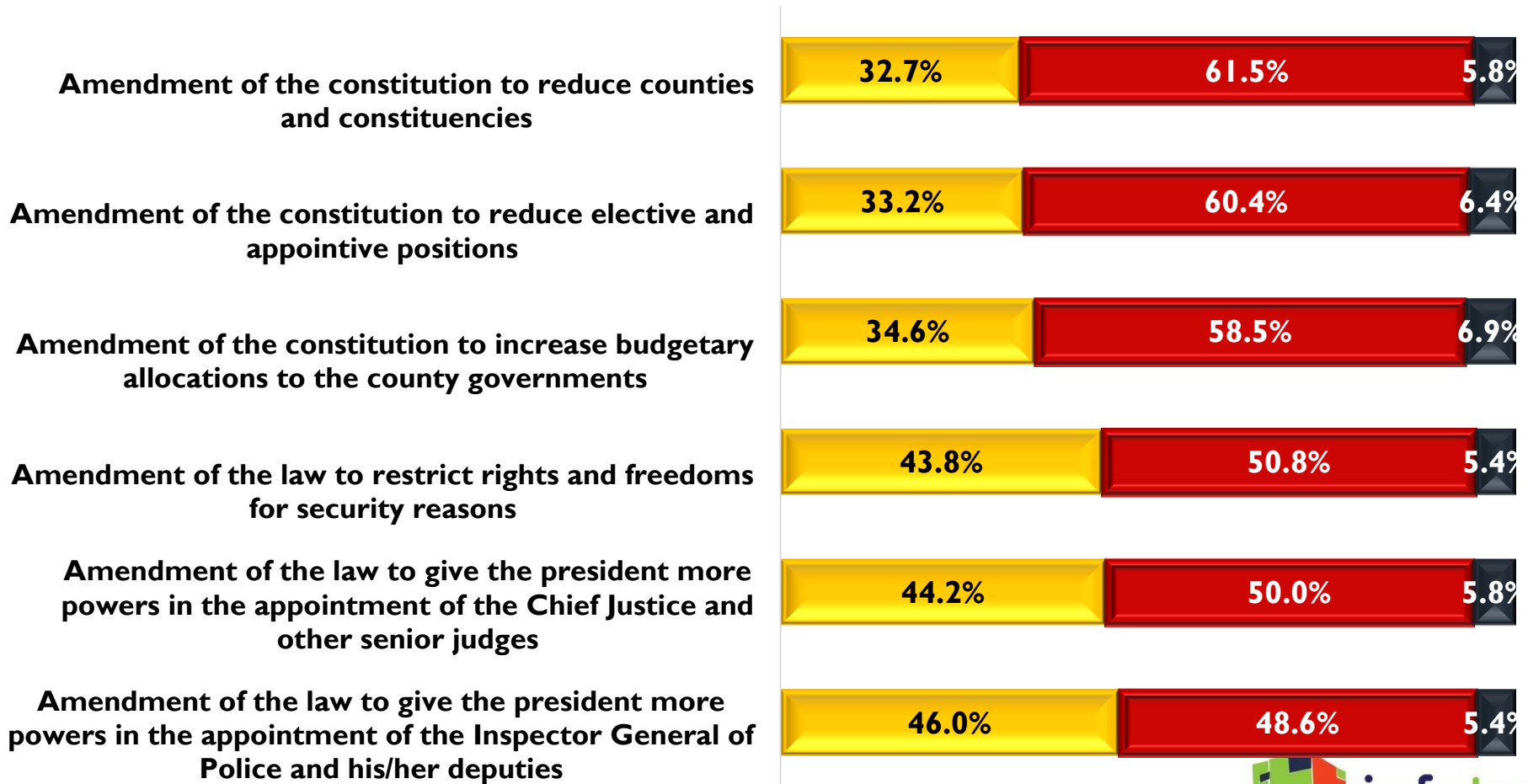
■ YES ■ NO ■ DON'T KNOW





Nearly half of Kenyans feel that their democratic rights are threatened especially when laws are amended to give the president increased powers to appoint the IG as stated by 46% and also to appoint the Chief justice and other senior judges as stated by 44%. Another 44% of Kenyans feel that their democratic rights are threatened when laws are amended to restrict their rights and freedoms for security reasons.

■ YES ■ NO ■ DON'T KNOW



Do you feel your democratic rights are threatened by the following:

Constitution implementation is under threat from our leaders who keep amending it. Some are though to not understand the document while others feel leaders are taking advantage of people's ignorance

- During the focus group discussions, the respondents reported that the constitution is under threat from;
 - the leaders as they are the ones who passed it but still keep amending it
 - the leaders who according to them do not understand the constitution
 - The citizens as most of them do not understand the constitution

"... In some cases the leaders feel they can change it....."

"... they prepare it today and then tomorrow they want to change, so they are not leading us well....."

"... it is the citizens who are giving a threat because they were the ones who voted for it, they were given time to read it and haven't and here they are wanting another change so it is the citizens who need to read and to understand it...."

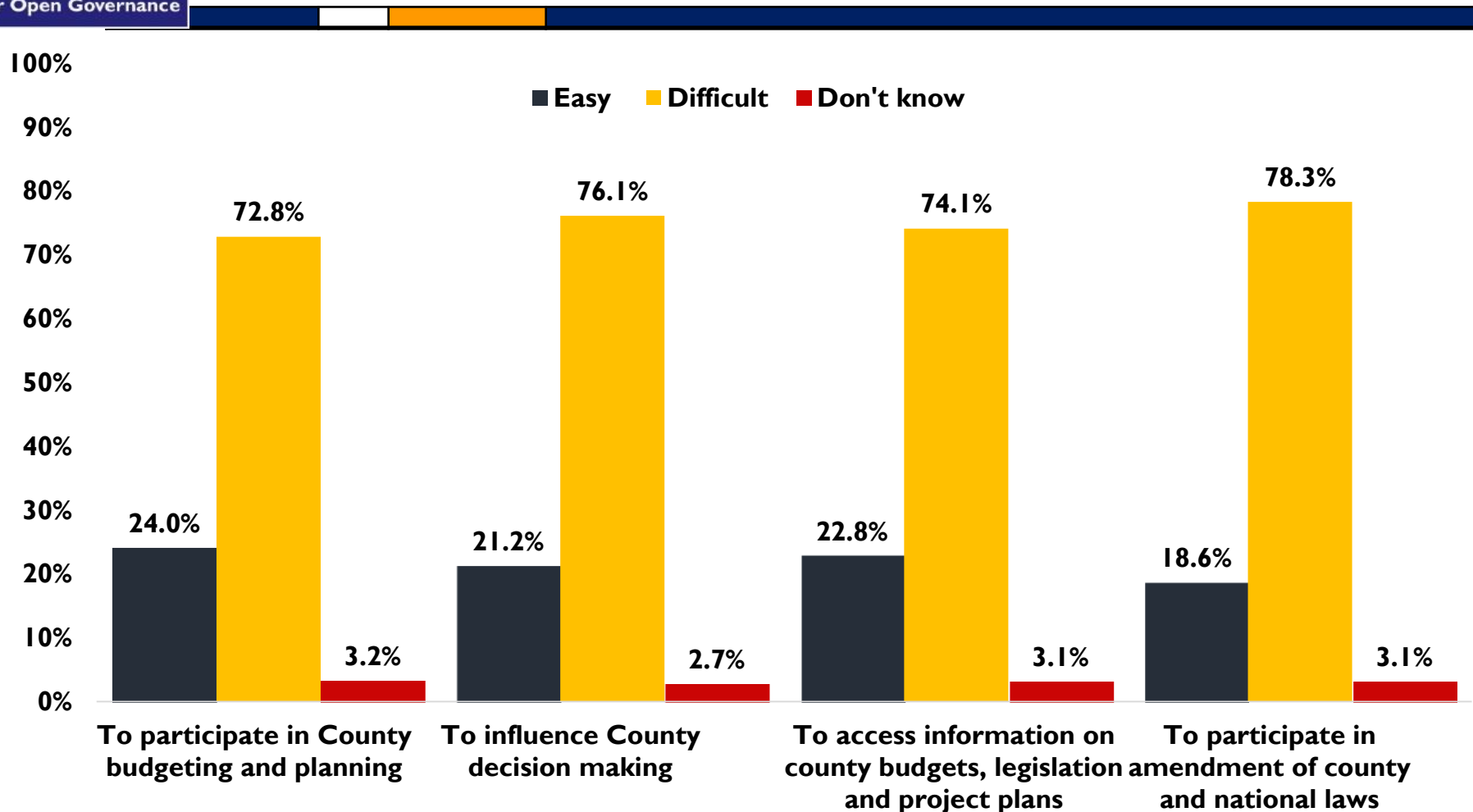
"... I think with me, it is within the common man. Because they do not know anything. But these people who are enlightened a bit, they take advantage."

"... it is the citizen giving the biggest threat because they do not take time to read the constitution."

PUBLIC PARTICIPATION



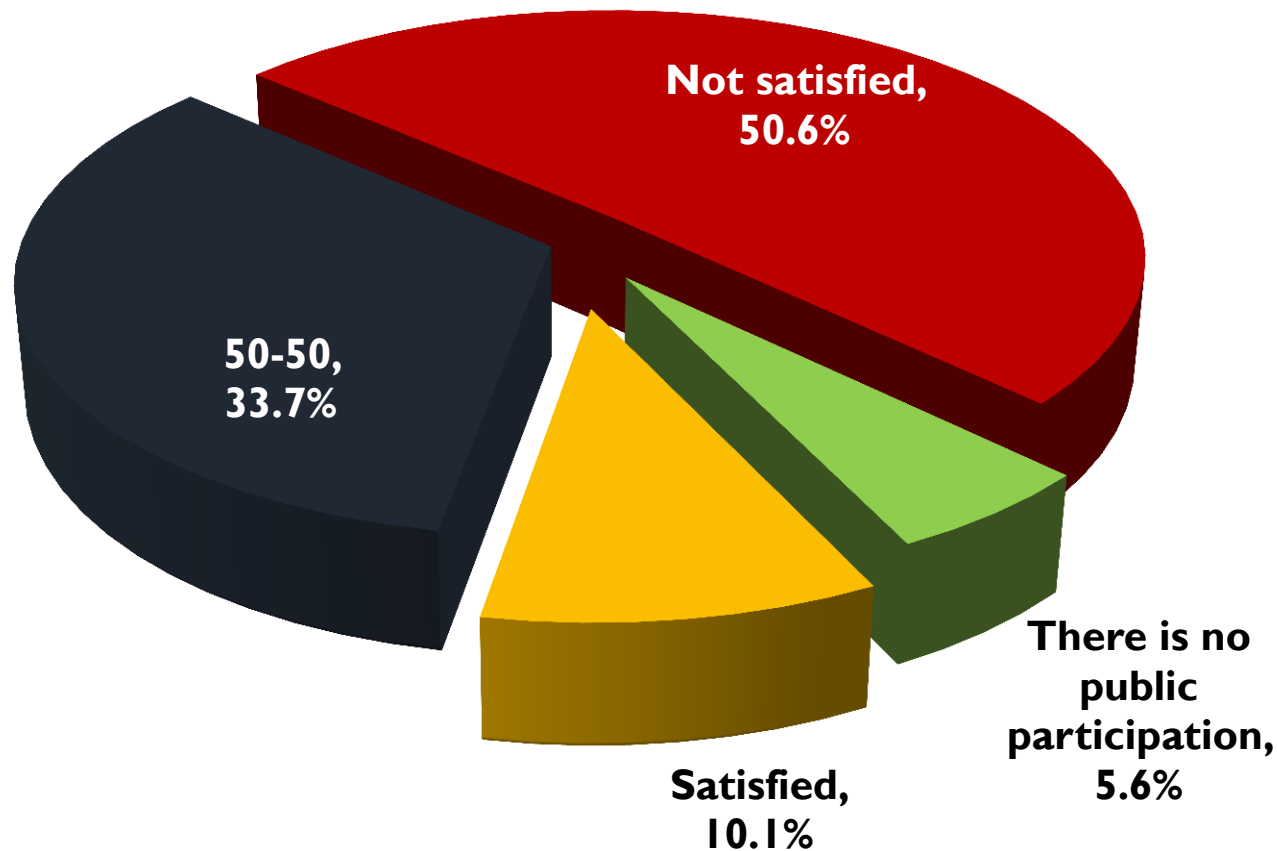
Almost three quarters of Kenyans find public participation difficult. 73% find it difficult to participate in county planning and budgeting; 76% find it difficult to influence county decision making; 74% find it difficult to access information on county budgets, legislation and project plans while another 78% find it difficult to participate in the amendment of county and national laws



Thinking about public participation as enshrined in the new constitution; how easy or difficult would you say it is:

ACTIVITY	COAST	NORTH EASTERN	EASTERN	CENTRAL	RIFT VALLEY	WESTERN	NYANZA	NAIROBI	TOTAL
To participate in amendment of county and national laws	81.3%	63.9%	80.9%	81.4%	80.0%	87.2%	71.4%	81.1%	79.4%
To influence County decision making	80.0%	64.7%	79.4%	77.5%	78.1%	85.8%	72.2%	79.9%	78.0%
To access information on county budgets, legislation and project plans	80.1%	62.3%	76.9%	78.4%	78.4%	88.5%	71.2%	76.0%	77.5%
To participate in County budgeting and planning	78.8%	59.3%	76.9%	76.1%	77.6%	85.9%	72.1%	75.3%	76.5%
Total	80.1%	62.6%	78.5%	78.3%	78.5%	86.8%	71.7%	78.1%	77.8%

Majority of Kenyans 51% are not satisfied with the level of public participation organized by their county governments. Only 10% are satisfied. Another 34% are neither satisfied or dissatisfied while 6% indicated that there is no public participation in their county.

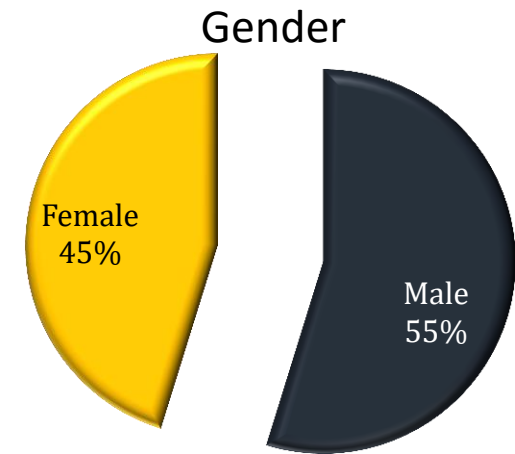
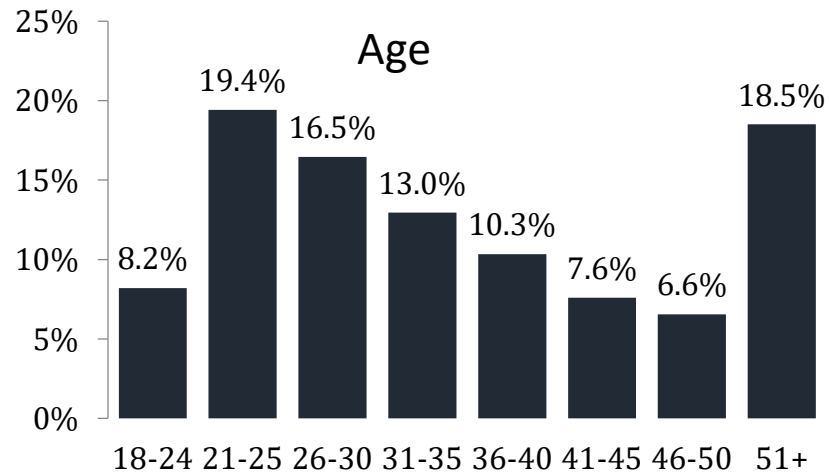


Overall, how satisfied are you with the extent of public participation in the operations of your county government?

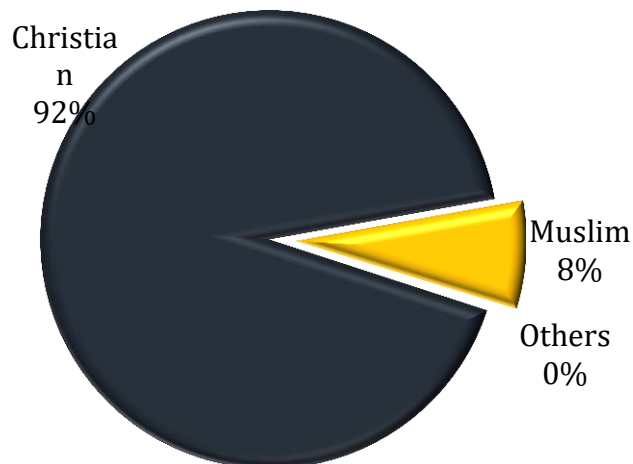
SATISFACTION WITH PUBLIC PARTICIPATION BY REGION

ACTIVITY	COAST	NORTH EASTERN	EASTERN	CENTRAL	RIFT VALLEY	WESTERN	NYANZA	NAIROBI	TOTAL
Satisfied	3.0%	39.4%	3.3%	4.3%	5.9%	6.6%	25.9%	2.5%	10.1%
50-50	42.1%	50.6%	41.0%	22.7%	37.6%	24.1%	23.3%	41.4%	33.7%
Not satisfied	51.1%	4.2%	53.3%	66.5%	53.1%	55.4%	48.1%	39.5%	50.6%
No Public participation	3.8%	0.0%	2.4%	6.5%	3.4%	13.9%	2.6%	16.7%	5.6%
Total	80.1%	62.6%	78.5%	78.3%	78.5%	86.8%	71.7%	78.1%	77.8%

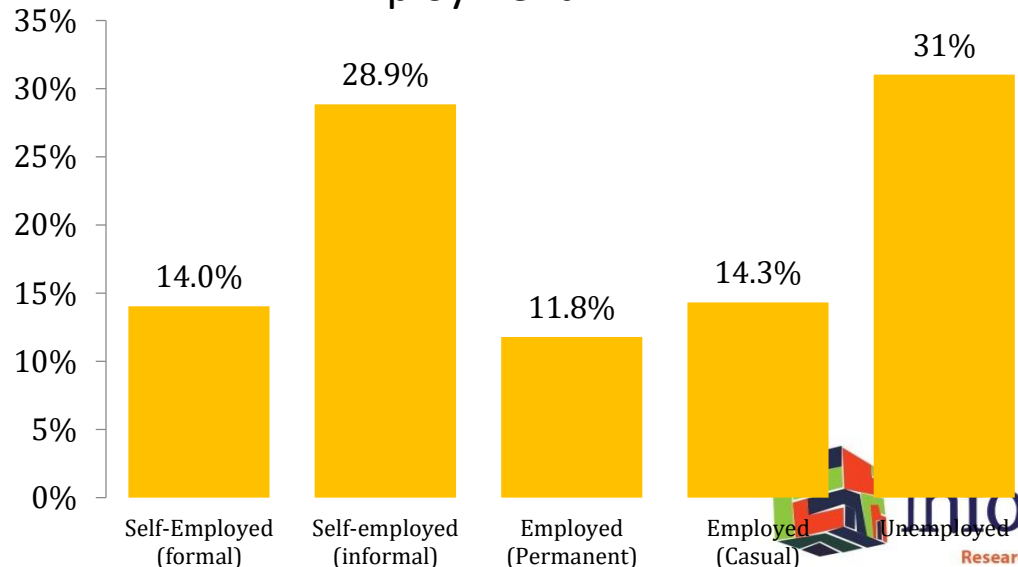
Overall, how satisfied are you with the extent of public participation in the operations of your county government?

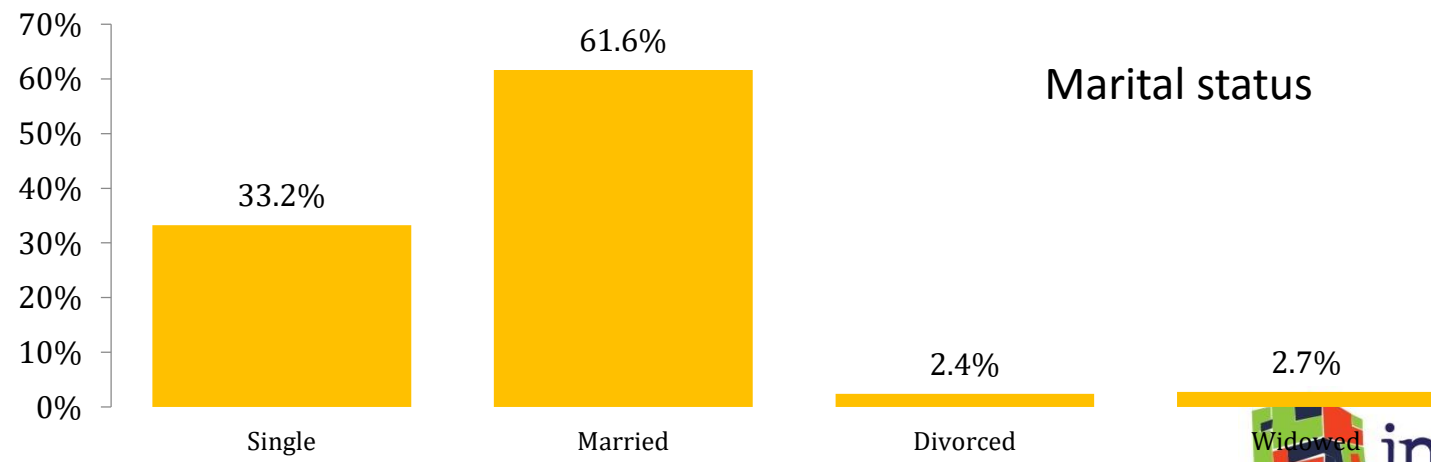
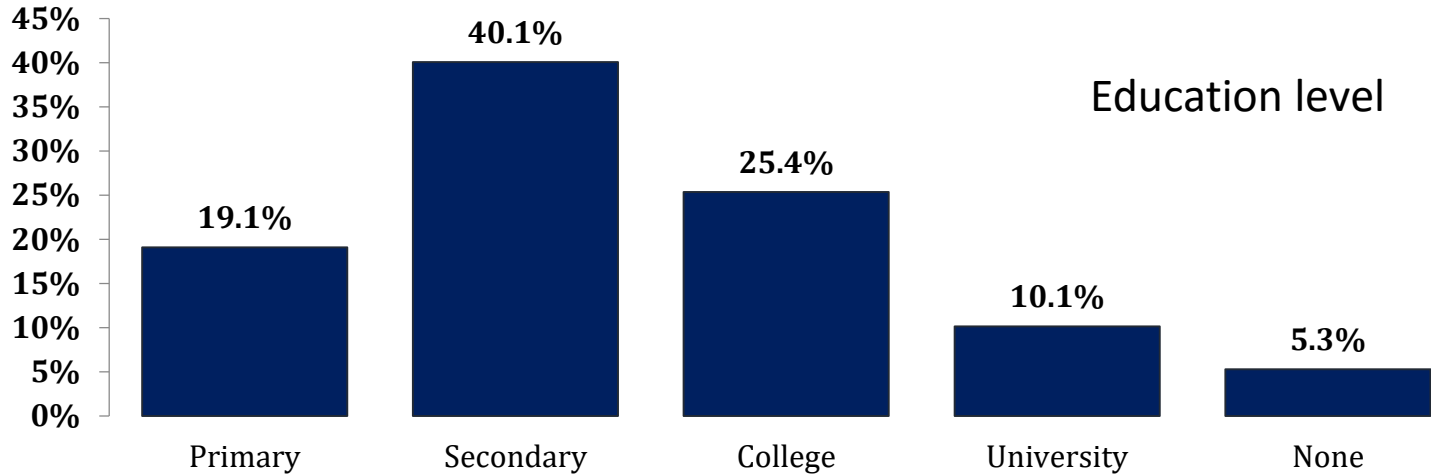


Religion



Employment







Africa Centre
for Open Governance



infotrak
Research & Consulting

